




5th Collaboration Meeting of the BM@N Experiment at
the NICA Facility

Data processing center simulation for the BM@N experiment based on the probabilistic approach

D. PRIAKHINA

V. TROFIMOV, V. MITSYN, I. PELEVANYUK

G. OSOSKOV, K. GERTSENBERGER



20.04.2020

Simulation of data storage and processing centers, both as from the BM@N detector, as for simulated particle collision events for comparison with the expected results of real storage and processing processes.

Probabilistic approach to simulate

Using of probability distributions of significant data acquisition processes:

- the probabilities of loss of incoming information for different configurations of the equipment used are defined.

Simulation goal

Determine the hardware configuration that will ensure the operability of the data storage and processing system:

- takes into account hardware parameters and expected data flows and tasks;
- takes into account parameters of data transfer protocols : the type, the number of parallel threads etc.

The simulation software complex

- equipment parameters
- list of tasks for processing

Database

- simulation results

Module for
setting of
equipment
configurations

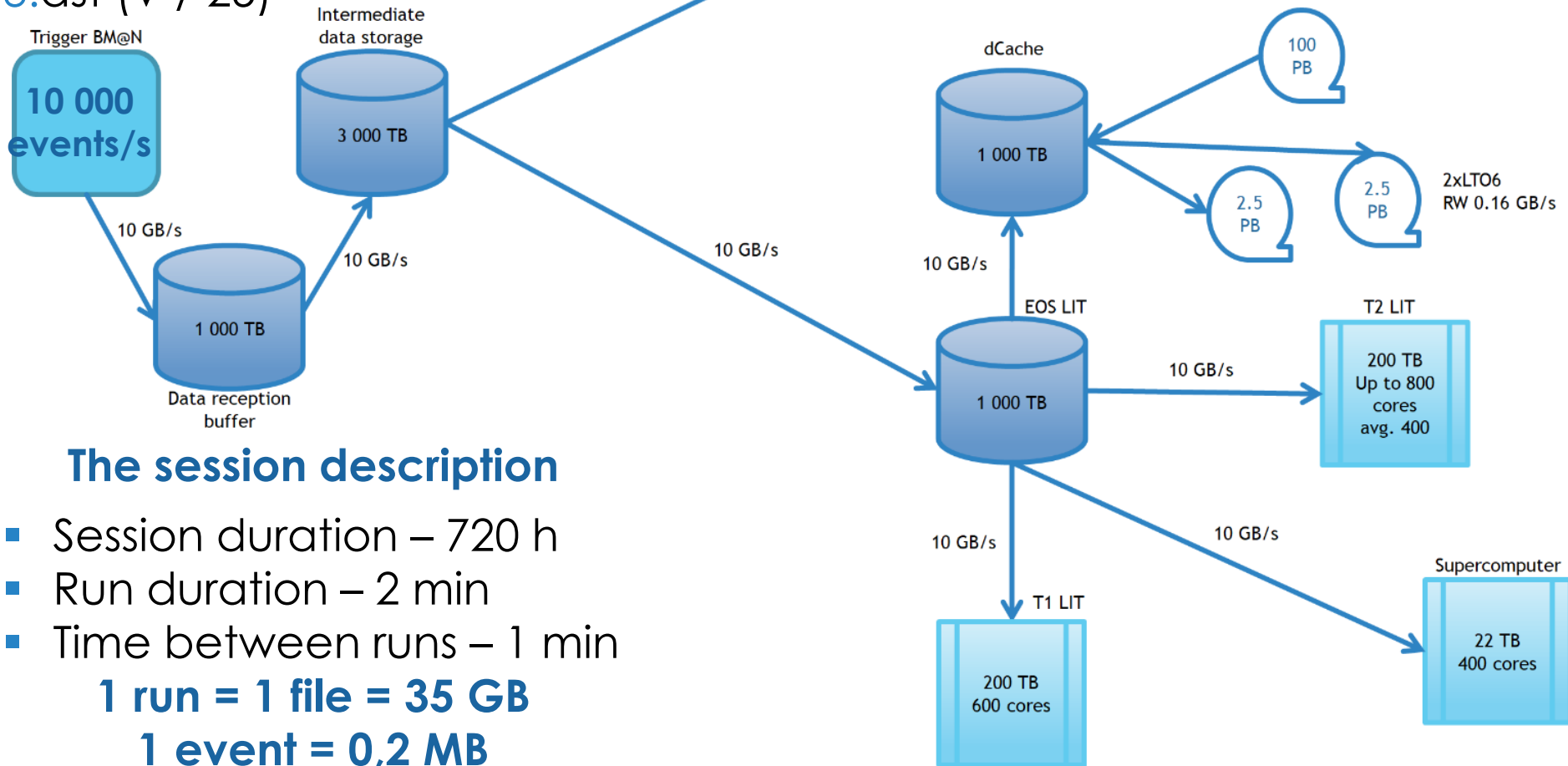
The software
complex
modules

Transfer and
processing
data
simulation
module

The simulated structure

Classes of data

- 1.raw (V)
- 2.digit (V / 25)
- 3.dst (V / 25)
- 4.sim (1 file = 5 GB)
Vsim -> 50-100 TB



The session description

- Session duration – 720 h
- Run duration – 2 min
- Time between runs – 1 min

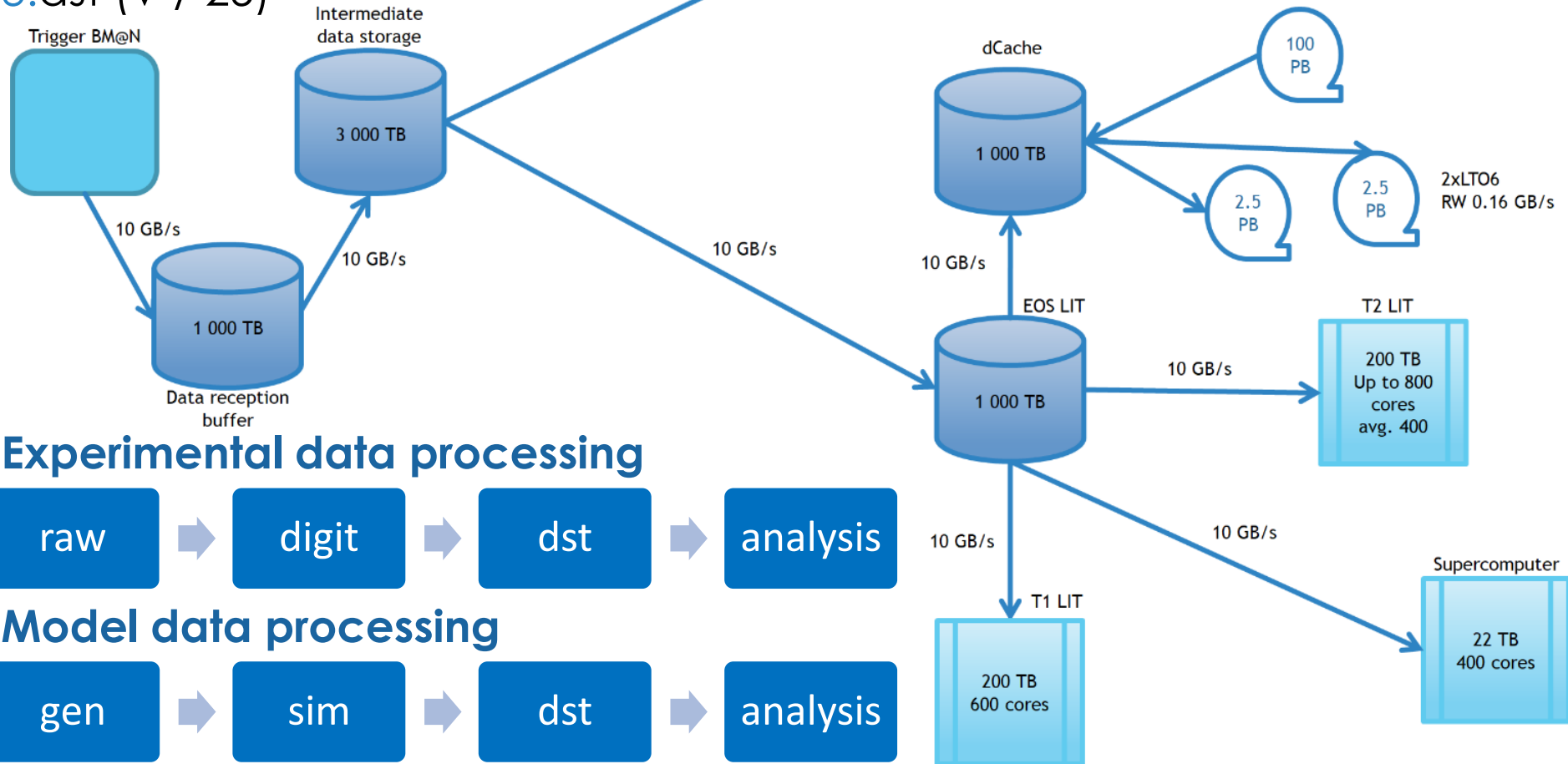
1 run = 1 file = 35 GB

1 event = 0,2 MB


The simulated structure

Classes of data


- 1.raw (V)
- 2.digit (V / 25)
- 3.dst (V / 25)
- 4.sim (1 file = 5 GB)
Vsim -> 50-100 TB



Experimental data processing



Model data processing

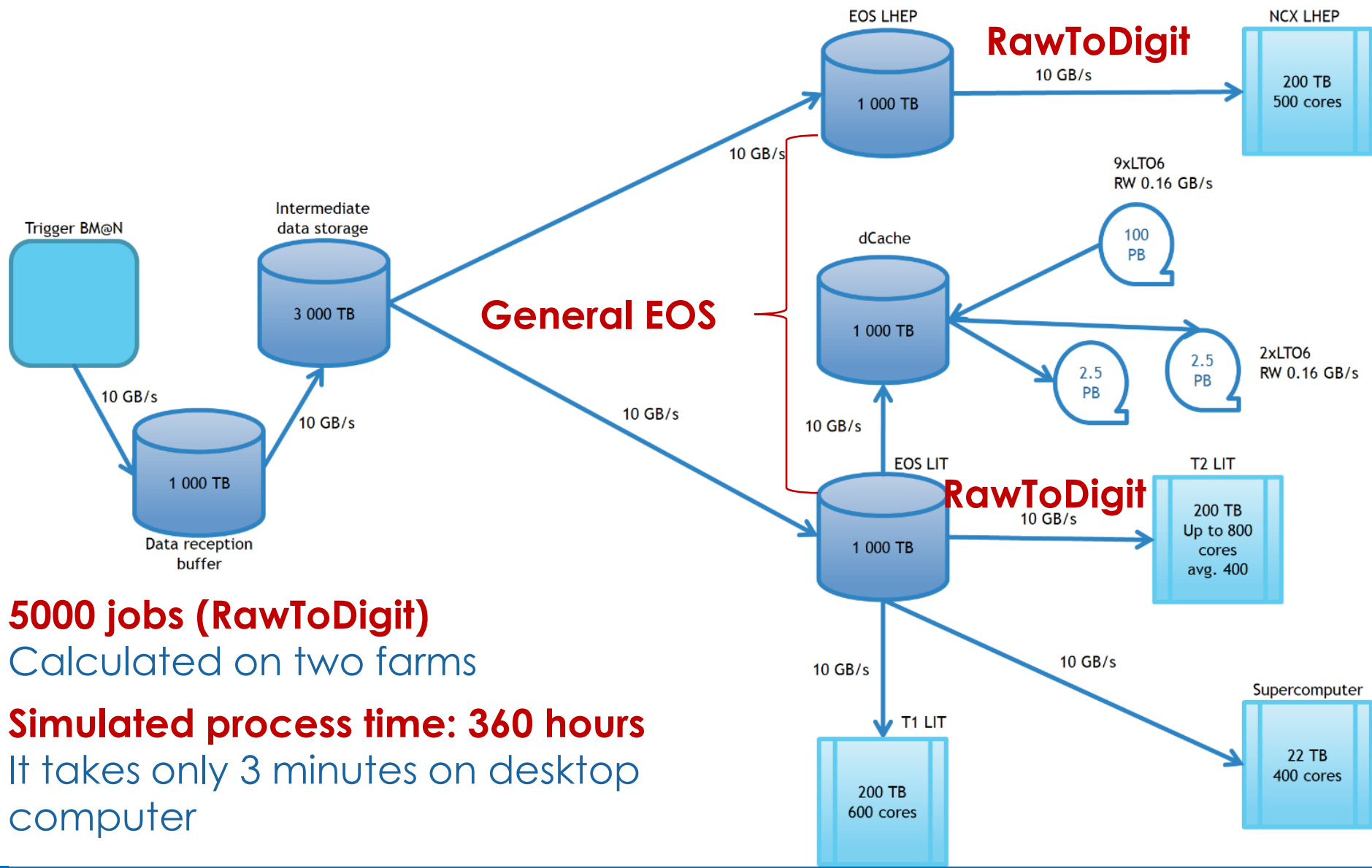


Classes of jobs

No	Class	Event processing time on one processor (ms)	The average amount of input (TB)	Number of events in the file (1 file = 1 job)	Job execution time (s)	The average amount of output (TB)	Number of jobs
1	RawToDigit	20	0,035	175 000	3 500	0,004375	2 000
2	DigitToDst	10	0,004375	175 000	1 750	0,000875	6 000
3	GenToSim	20	0,035	175 000	3 500	0,005	600
4	SimToDst	10	0,005	175 000	1 750	0,0001	200
5	DstToAnal	10			1 750		

✓ Full processing of session results – getting reconstructed data for all the original session data.

The process of primary data processing



5000 jobs (RawToDigit)

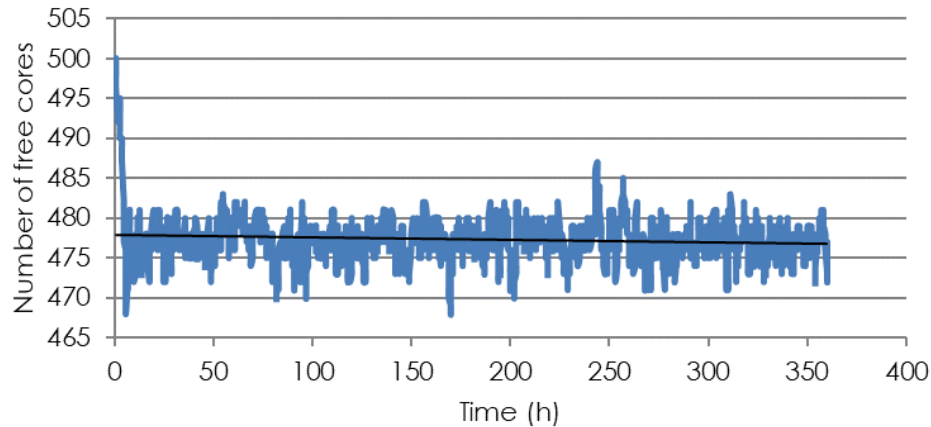
Calculated on two farms

Simulated process time: 360 hours

It takes only 3 minutes on desktop computer

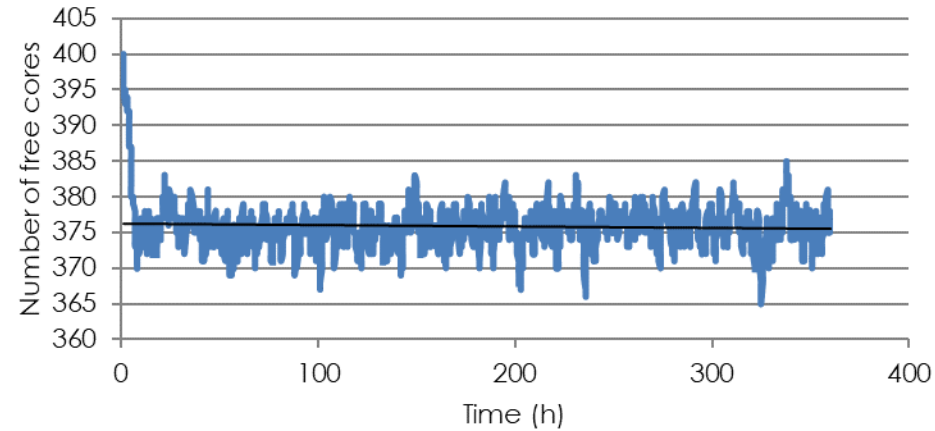
Simulation results

LHEP free cores



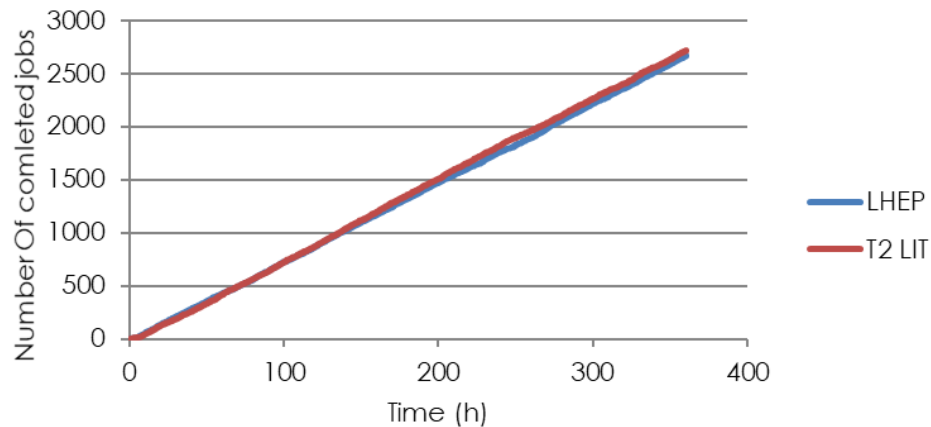
Avg.: 478 free slots

LIT T2 free cores



Avg.: 376 free slots

Completed jobs on farms



We can convert raw-data to digit,
taking up no more than 25 slots
on each farm.

Simulated process time: 360 h
**5000 jobs (RawToDigit) calculated
on two farms**

Conclusions and Outlook

- Successfully simulated primary data handling process.
- Converting raw-data to digit-data would require no more than 25 cores per farm (for the hardware and data flow configurations under consideration).
- If the collaboration approves our activity, a full-scale BM@N data center simulation with various hardware and software configurations will be conducted and presented.




5th Collaboration Meeting of the BM@N Experiment at the NICA Facility

Thank you for the attention!

D. PRIAKHINA

V. TROFIMOV, V. MITSYN, I. PELEVANYUK

G. OSOSKOV, K. GERTSENBERGER



20.04.2020

DATA PROCESSING CENTER SIMULATION FOR THE
BM@N EXPERIMENT BASED ON THE PROBABILISTIC APPROACH